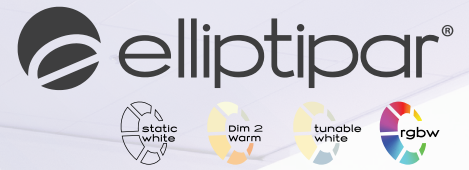


Style S115

Xtra small linear narrow beam grazer, remote driver



Ontario Association of Architects (OAA), Toronto, ON | Lighting Design: Gottesman Associates | Photography: Michael T. Photography



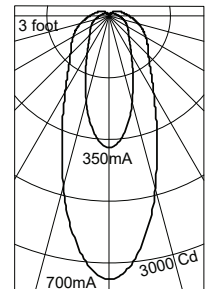
Lighting the Wall

Features

- Small, elegant hub hangers with pendant stem, cable or cantilever
- Narrow beam distribution for grazing
- Adjustable and lockable aiming
- Up to 1620 delivered lumens per foot
- All aluminum and stainless steel construction
- Static white (2700K, 3000K, 3500K, 4000K), Dim-to-Warm, Tunable White or RGBW

Performance

Precisely extruded acrylic lens produces a grazer distribution ideal for illuminating vertical surfaces evenly from top to bottom.



For LM79 and photometric reports, visit thelightingquotient.com

L85(17k) > 104,000 hrs. @ 25°C per TM-21
L85(9k) > 54,000 hrs. @ 25°C per TM-21

PROJECT | **TYPE**



CATALOG NUMBER

1 STYLE

S115 = Xtra small linear narrow beam grazer; remote driver

2 OUTPUT / POWER

- L** = Low output (3.3W per foot)
- S** = Standard output (6.5W per foot)
- H** = High output (13W per foot)

3 LENGTH

ORDER CODE	LENGTH	LUMENS	INPUT WATTS
2	24 ¾"	3172	28
3	36 ½"	4758	41
4	48"	6344	55

Based on 3500K, 90+ CRI See [Scaled Performance Table](#)

4 MOUNTING

- X** = For use with HMC, HMD, HMF, HMG or HMP hanger accessories ordered and priced separately
- Y** = Starter or Intermediate fixture for use with **HMQ** cord suspension accessory ordered and priced separately
- Z** = Individual or End of Row fixture for use with **HMQ** cord suspension accessory ordered and priced separately

5 FINISH * non-cancellable/non-returnable

- 02** = Semigloss White
- 06** = Dark Bronze*
- 07** = Silver*
- 08** = Semigloss Black
- 13** = Matte Black*
- 15** = Metallic*
- 17** = Champagne*
- 18** = Copper*
- 22** = Matte White*
- PL** = Platinum*
- 99** = Custom or RAL (Consult Rep.)

02	22*	PL*	07*	15*
08	13*	06*	18*	17*

6 VOLTAGE

- M** = 120-277V Universal voltage input
- K** = 347V input

7 OPTIONS (see Accessories Section for specifications)

- 00** = No options
- 0B** = Cross baffle, provides 25° lateral shielding
- 0M** = For use in MRI medical facility, MRI filters required on output of each remote driver. Consult factory prior to specification.

8 DESTINATION REQUIREMENT

- O** = CSA certified for U.S.
- J** = CSA certified for Canada

9 COLOR TEMPERATURE / CRI

- 927** = 2700K, 90+ CRI
- 930** = 3000K, 90+ CRI
- 935** = 3500K, 90+ CRI
- 940** = 4000K, 90+ CRI
- D2W** = Dim-to-Warm 2200K-3000K, 90+ CRI, other CCTs available
- TWH** = Tunable White; 2700K-6500K, 90+ CRI
- RGB** = Color Tunable; RGBW with 3500K, 90+ CRI white

NOTE: Additional CCT and CRI options are available; consult factory.



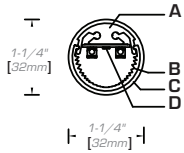
10 DIMMING

- 00** = Non-dimming
- ZX** = 0-10V analog dimming 120-277V or 347V input, dimming 100%-1%, 0-10V controls by others
- TD** = ERP forward or reverse phase 120V only, dimming 100%-6%, 120V phase controls by others
- EL** = 0-10V eldoLED SOLOdrive, 120-277V input, dimming 100%-0.1%, 0-10V controls by others
- ED** = DALI eldoLED SOLOdrive, 120-277V input, dimming 100%-0.1%, DALI controls by others
- DZ** = TWH 2-Channel driver for use with 0-10V controls by others
- DD** = TWH 2-Channel DALI driver (DALI controls by others)
- DA** = RGBW 4-Channel DMX module (DMX controls by others)
- DM** = RGBW 4-Channel eldoLED LINEARdrive (DMX controls by others)

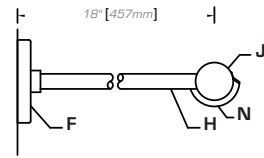
Lighting the Wall

Xtra small linear narrow beam grazer, remote driver

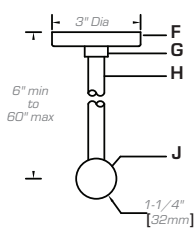
Optical Assembly



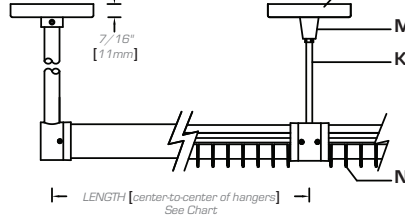
Cantilever



Pendant Stem with Round Canopy

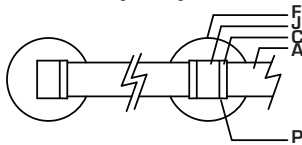


Cord/Hub



Remote Driver(s)

See remote LED driver document [MA-1357](#) for dimensions, wiring, mounting instructions



Length	Center to Center
2FT	24-3/4" (629mm)
3FT	36-1/2" (927mm)
4FT	48" (1219mm)
5FT	60" (1524mm)
6FT	72" (1829mm)

- A** Extruded aluminum heat sink/housing
- B** Extruded semi-diffuse lens
- C** Die-cast aluminum end plate 1-1/8" dia.
- D** Linear LED PCB with mid-power LEDs
- E** Integral visor (extruded aluminum)
- F** Aluminum canopy (3" dia. x 1/16" D)
- G** Slip ring with set screw
- H** Extruded aluminum pendant stem 1/2" O.D
- J** Aluminum mounting hub (ordered separately)
- K** Cord, 96" long
- M** Cord grip (white, black or gray)
- N** Optional cross baffle
- P** Extruded aluminum intermediate cover

Specifications

Housing and Optic Assembly:

Extruded aluminum heat sink/optic housing. Exterior heat sink anodized for maximum emissivity. Precision extruded polymer refractive lens with optimal dispersion.

Finish:

Bright anodized extruded aluminum heat sink/housing with painted finish, white or black. Formed aluminum canopy, end hubs and stems painted white or black. Painted surfaces – 6 stage pretreatment and electrostatically applied thermoset polyester powder coating for a durable abrasion, fade and corrosion resistant finish. All hardware – stainless steel or nickel plated brass.

Mounting:

Required pendant, cantilever or cord mounting hangers – ordered and priced separately; see pg. SW24.1. Specify end and intermediate hangers as needed. Cantilever/pendant supplied with recessed outlet box (suitable backing structure required). Adjustable interface plate (concealed under canopy) allows for leveling of arms. Fixture weight: 0.8 lb/ft (1.1 kg/m).

Electrical:

Units are furnished with 10 foot (3048mm) leads for connection to remote driver Class II output. Remote electronic HPF thermally protected Class II driver mounted in aluminum enclosure. For complete driver specifications, see website, reference document [MA-1303](#). Optional, compatible dimming controls (by others). See website for dimming compatibility and specifications.

Standard:

UL listed or CSA certified for damp location. 5 year warranty, maximum ambient temperature 45°C (113°F).

Required Mounting Hangers

Lighting The Wall

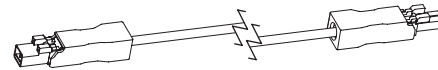
Mounting hangers HMC, HMD, HMF, HMG, HMP or HMQ are required for the S115 – ordered and priced separately. See installation sheets on website. For **individually mounted luminaires**, order two end hangers for each housing. For a **continuous row**, order two end hangers. To determine the **quantity of intermediate hangers**, total the number of housings in the row and subtract one. **Example:** a row of 5 housings requires 2 end hangers and 4 intermediate hangers.

HMA = Surface hanger with round canopy
HMC = Cantilever hanger with round canopy, **intermediate**
HMD = Cantilever hanger with round canopy, **end**
HMF = Pendant stem with round canopy, **intermediate**
HMG = Pendant stem with round canopy, **end**
HMP = Cable hanger with round canopy, **feed, non-feed**
HMQ = Cord Suspension with round canopy, **feed, non-feed**

Accessories

Order separately. See Accessories Section for specifications.

AXC0899 = Accessory plug and socket quick connectors for use with #18/2 AWG solid or topcoat wire by others to extend remote driver distance



Controls

LiQ luminaires are compatible with a wide variety of wired and wireless controls and sensors. See [Controls Information](#).

AWB-TP-DMX-0 = RGBW LED dimmer switch fits in a standard wall switch box and provides on/off control as well as fixed levels of dimmability. The dimmer switch has a color-selection wheel for thousands of color options, 10 dynamic color-changing/single color modes, 0-100% dimming, on/off controls, and 4 color-specific channel controls for red, green, blue, and white.

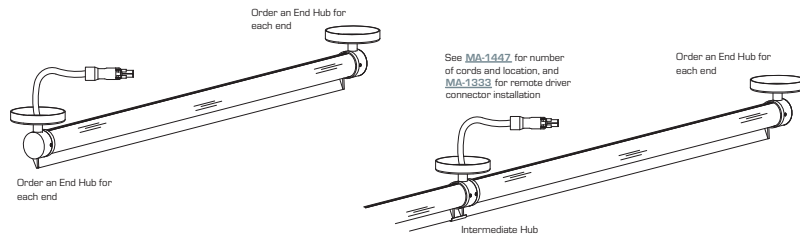
Additional wired and wireless controls available, see [Driver and Controls Information](#).



Indoor Accessories

HMA - Mini Hub Surface Hanger

Style S112 shown, also valid for Styles S107, S115, S116, and S118



Application:

Suspends linear LED luminaires below a horizontal ceiling plane in a wall washing orientation. Specify intermediate and end hangers as required. Refer to data pages for applicable luminaire styles.

Construction:

Machined aluminum mounting hub (1-1/4" diameter) threads onto aluminum tube stem (1/2" O.D.). Miniature recessed outlet box (aluminum), 3" diameter aluminum canopy and brass slip ring provided with each hanger assembly. Grooved post at end of luminaire inserts into the hub and is locked with a cone point set screw. Wire leads are managed up stem to outlet box. Additional 10ft long #18 AWG plenum rated cord(s) are provided between outlet box and remote driver(s).

Finish:

Electrostatically applied thermoset polyester powder coat. Stainless steel hardware.

Ordering Information

For use with S11X linear LED luminaire(s) ordered separately, specify X mount. Refer to individual data pages for complete ordering information.

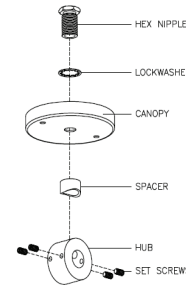
HMA | | | | = Surface hanger

0 = U.S.
J = Canada

Standard length = 1 3/8" from ceiling to center of hub

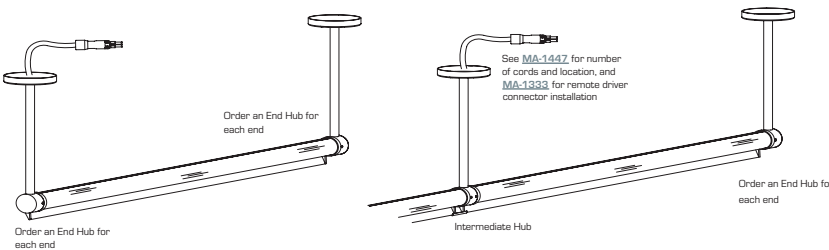
02 = Semigloss white
07 = Silver
08 = Semigloss black

1 = End hanger, straight assembly
2 = Intermediate hanger, straight assembly



HMF/HMG - Mini Hub Pendant Hanger

Style S112 shown also valid for Styles S107, S115, S116, and S118



Application:

Suspends linear LED luminaires below a horizontal ceiling plane in a wall washing orientation. Specify intermediate and end hangers as required. Refer to data pages for applicable luminaire styles.

Construction:

Machined aluminum mounting hub (1-1/4" diameter) threads onto aluminum tube stem (1/2" O.D.). Miniature recessed outlet box (aluminum), 3" diameter aluminum canopy and brass slip ring provided with each hanger assembly. Grooved post at end of luminaire inserts into the hub and is locked with a cone point set screw. Wire leads are managed up stem to outlet box. Additional 10ft long #18 AWG plenum rated cord(s) are provided between outlet box and remote driver(s).

Length:

Specify in 1" increments up to 60" maximum (6" minimum). Pendant length is measured from center of mounting hub to ceiling.

Finish:

Electrostatically applied thermoset polyester powder coat. Stainless steel hardware.

Ordering Information

For use with S11X linear LED luminaire(s) ordered separately, specify X mount. Refer to individual data pages for complete ordering information.

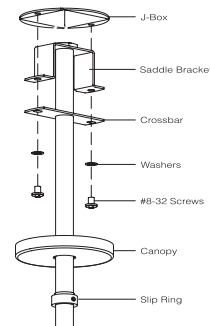
HM | | | | = Pendant hanger, linear solid state

0 = U.S.
J = Canada

Length in inches, up to 60" maximum

02 = Semigloss white
07 = Silver
08 = Semigloss black

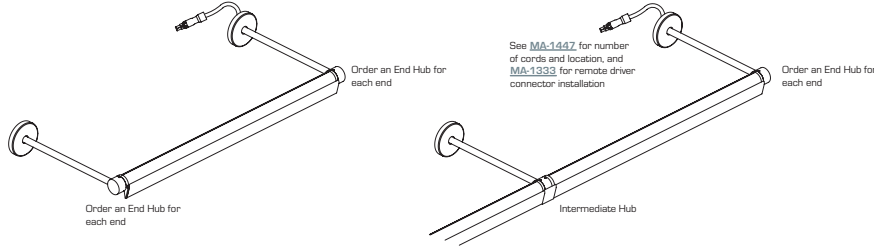
F = Intermediate hanger, straight assembly
G = End hanger, straight assembly



Indoor Accessories

HMC/HMD - Mini Hub Cantilever Hanger

Style S112 shown, also valid for Styles S107, S115, S116, and S118



Application:

Allows linear LED luminaires to mount and extend from the wall to be lighted. Specify intermediate and end hangers as required. Refer to data pages for applicable luminaire styles.

Construction:

Machined aluminum mounting hub (1-1/4" diameter) threads onto aluminum tube cantilever arm (1/2" O.D.). Miniature recessed outlet box (aluminum), 3" diameter aluminum canopy and brass slip ring provided with each hanger assembly. Grooved post at end of luminaire inserts into the hub and is locked with a cone point set screw. Slotted crossbar allows leveling of cantilever arm. Wire leads are managed up stem to outlet box. Additional 10ft long #18 AWG plenum rated cord(s) are provided between outlet box and remote driver(s).

Length:

Standard length is 18"; specify in 1" increments (6" minimum). Cantilever length is measured from center of mounting hub to wall.

Finish:

Electrostatically applied thermoset polyester powder coat. Stainless steel hardware.

Ordering Information

For use with S11X linear LED luminaire(s) ordered separately, specify X mount. Refer to individual data pages for complete ordering information.

HM

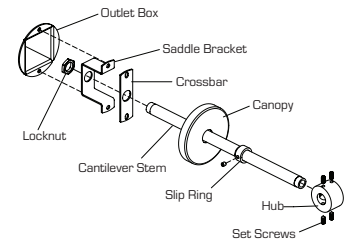
_____ = Cantilever with round canopy

_____ | _____ = U.S.
_____ | _____ = Canada

_____ Length in inches, up to 18" maximum

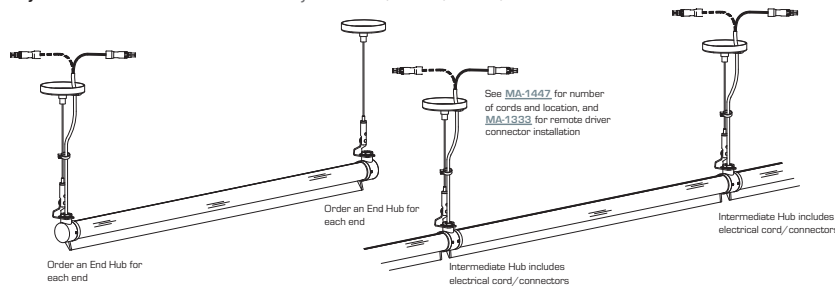
02 = Semigloss white
07 = Silver
08 = Semigloss black

C = Intermediate hanger,
D = End hanger



HMP - Mini Hub Cable hanger

Style S112 shown also valid for Styles S107, S115, S116, and S118



Application:

Suspends Style S112 luminaire below a ceiling plane in a wall washing orientation. Specify end electrical, end non-electrical and intermediate cable hangers as required.

Construction:

Machined aluminum mounting hub (1-1/4" diameter) with 1/16" dia. 7x7 stranded aircraft cable with 1/4-20 coupler; steel crossbar and aluminum ceiling canopy. Miniature recessed outlet box (aluminum). 3" diameter aluminum canopy. Cable glider at hub allows length to be field adjusted. Threaded rod, T-bar clips or alternative 1/4-20 hangers are supplied by installing contractor. Nipple at end of luminaire inserts into the hub and is locked with a cone point set screw. Additional 10ft long #18 AWG plenum rated cord(s) are provided between outlet box and remote driver(s).

Length:

Field adjustable length up to 96" maximum.

Finish:

Hub and canopy receive a 6-stage pretreatment and electrostatically applied thermoset powder for a stable, long lasting and corrosion resistant finish. Cable hardware is nickel plated brass.

NOTE: Cable gliders are NOT suitable for DAMP locations.

Ordering Information

For use with S11X linear LED luminaire(s) ordered separately, specify X mount. Refer to individual data pages for complete ordering information.

HMP

_____ 96 _____ = Mini hub/cable mount end or intermediate with aircraft cable hanger

_____ | _____ = U.S.
_____ | _____ = Canada

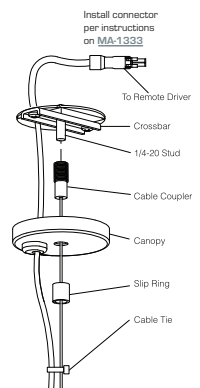
Canopy Finish
02 = Semigloss white
07 = Silver
08 = Semigloss black

Cable Length = 96" Length [2438mm]

Hub Finish
02 = Semigloss white
07 = Silver
08 = Semigloss black

Configuration

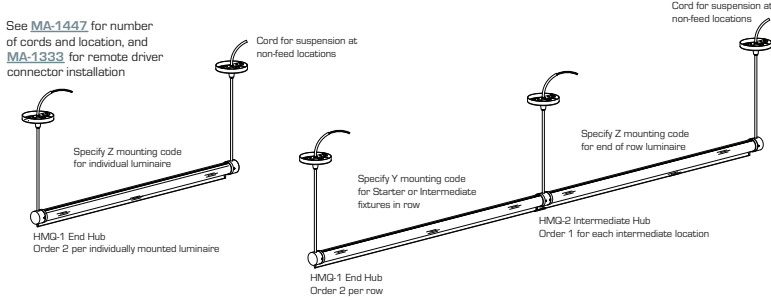
1 = End Hub (electrical)
2 = End Hub (non-electrical)
3 = Intermediate (electrical)



Indoor Accessories

HMQ - MINI HUB CORD HANGER

Style S112 shown also valid for Styles S107, S115, S116, and S118



Application:

Suspends Style S112 luminaire below a ceiling plane in a wall washing orientation. Specify end electrical, end non-electrical and intermediate HMQ hangers as required.

Construction:

Machined aluminum mounting hub [1-1/4" diameter x 3-3/4" wide] with 1/4" diameter cord., steel crossbar and steel ceiling canopy. Miniature recessed outlet box [aluminum] with aluminum toggle bracket and stainless steel screws. Cord grip allows height adjustment and leveling of luminaire. Nipple at end of luminaire inserts into the hub and is locked with a cone point set screw. Additional 10ft long #18 AWG plenum rated cord(s) are provided between outlet box and remote driver(s). Modular 2-wire connectors provided for attachment to cord and plug into driver box.

Length:

Field adjustable length up to 96" maximum.

Finish:

Hub and canopy receive a 6-stage pretreatment and electrostatically applied thermoset powder for a stable, long lasting and corrosion-resistant finish.

NOTE: HMQ hangers are **NOT** suitable for **DAMP** locations.

Ordering Information

For use with S11X linear LED luminaire(s) ordered separately, specify **Y** mount for starter or intermediate units and **Z** mount for end of row or individually mounted units.

HMQ | 96 | = Mini hub/cord mount end or intermediate hanger

0 = U.S.
J = Canada

Canopy Finish
02 = Semigloss white
07 = Silver
08 = Semigloss black

Cable Length = 96" Length (2438mm)

Hub Finish
02 = Semigloss white
07 = Silver
08 = Semigloss black

Configuration
1 = End Hub
2 = Intermediate Hub

